

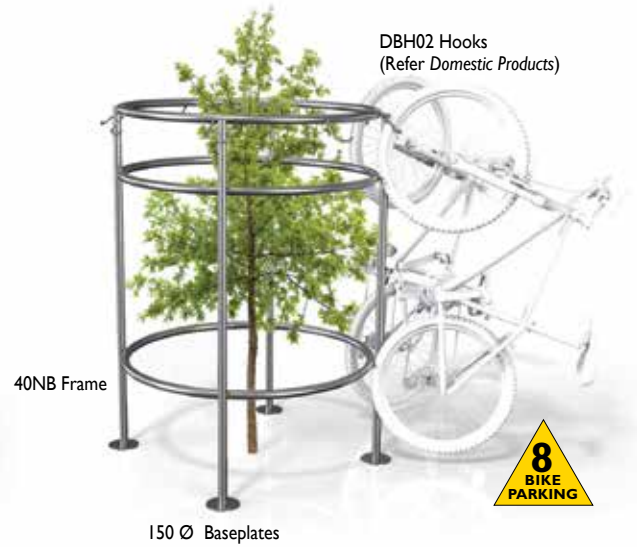
BT01 / 02
Bicycle Trees

Ideal for medium density bicycle parking in urban areas. The BT01 and BT02 Bicycle Trees provide secure vertical storage, and significantly reduce the area required for bicycle parking allocation, while providing protection for existing vegetation.

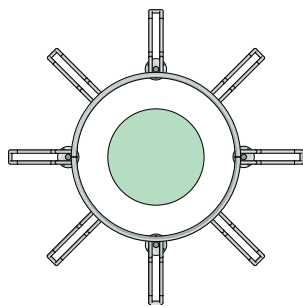
BT01



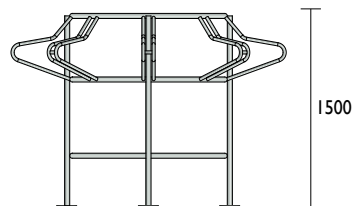
BT02



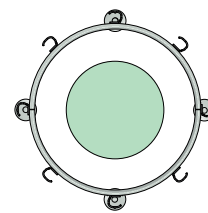
BT01
Top View



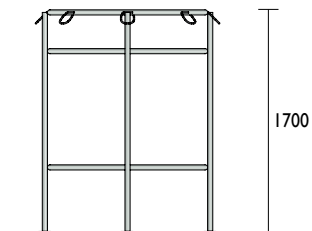
Front View
1200



BT02
Top View



Front View
1200



Material Specifications (General)

Mild Steel 40NB(48.3) x 3.2mm / 20NB (26.9) x 2.6mm Pipe / 10mm Mild Steel Plate / Galvanised / Powder coated in a range of colours
Stainless Steel 40NB(48.26) x 2.77mm / 20NB (26.9) x 2.6mm Stainless Steel Pipe / 10mm Plate / Linished

